



**AMAZONE**

# Cataya





# Conventional seed drill combinations

Precise and comfortable



- ! "We very much liked the Cataya Special. Of benefit is, above all, the simple operation and the many little details, such as, for example, the storage compartment for the scales that includes a folding bucket and the display for the calibration flap position."

("dlz agrar magazine" Test report Cataya Super · 01/2017)

Combined with the KE rotary harrow, the KX/KG rotary cultivators or the mounted CombiDisc compact disc harrow, the conventional Cataya harrow-mounted seed drill is the ideal machine for sowing after the plough or mulch sowing. In working widths of 3 m and 4 m and hopper sizes of 650 l to 1,730 l, the Cataya particularly impresses in terms of precision and comfort.



	Page
The benefits at a glance	4
Seedbed preparation	6
QuickLink quick coupling system	8
The models	10
Seed hopper	12
Precis metering system	14
SmartCenter and calibration concept	16
Metering drives	18
Half side shut-off and tramline control   WS suffolk coulters	20
RoTeC Control single disc coulters	22
TwinTeC double disc coulters	24
Following harrows	26
Operation	28
AmaLog <sup>+</sup> and AmaDrill 2 in-cab terminals	30
ISOBUS	32
ISOBUS   Job management   GPS-Maps   GPS-Track   agrirouter	34
ISOBUS   GPS-Switch	36
ISOBUS   ISOBUS terminals	38
Equipment	42
GreenDrill 200-E	44
Technical data	46

❗ “The handling and operation of the Cataya till and drill combination sets new standards.”

(“profi” Practice test with Cataya 3000 Super till and drill combination · 07/2018)



# Cataya

The precise and comfortable  
harrow-mounted conventional seed drill

In **3 m** and  
**4 m** working widths



## The benefits at a glance:

- ⊕ Quick and waste-free filling, thanks to large tank opening
- ⊕ Minimal residual quantities, thanks to the integrated hopper inserts– fast seed changes and quick cleaning
- ⊕ SmartCenter setting centre
  - Central adjustment of the bottom flap
  - Central adjustment of the placement depth on the TwinTeC double disc coulters
  - Central, mechanical adjustment of the coulters pressure – with optional hydraulic adjustment from the cab
  - Calibration at the push of a button or via the TwinTerminal
  - Removable calibration tray on the left side
- ⊕ Highly-precise metering system for precise metering and simple switching from fine to normal seeds
- ⊕ Intuitive operation via the AmaLog<sup>+</sup> or AmaDrill 2 in-cab terminals or an ISOBUS-compatible operator terminal
- ⊕ Active soil tillage with a rotary harrow or rotary cultivator, passive soil tillage using the CombiDisc compact disc harrow
- ⊕ Versatile selection of rollers – the right roller for every soil type



From **650 l** to **1,730 l** hopper capacity

Working speeds of up to **15 km/h**



FOR FURTHER INFORMATION  
[www.amazone.net/cataya](http://www.amazone.net/cataya)



# Seedbed preparation and sowing

All from a single source!

## Keep the flexibility


The Cataya harrow-mounted seed drill can, from choice, be combined with the KE rotary harrow, the KX/KG rotary cultivator or with the mounted CombiDisc compact disc harrow.

With various models of roller available, it is possible to specify a complete unit of soil tillage and drill that are perfectly matched to the prevailing soil conditions.



## Versatile roller range – for any location the right roller

KG rotary cultivator



PW tooth packer roller/600 mm

TRW trapezium roller/500 mm/600 mm

Wedge ring roller KW/580 mm

KWM wedge ring roller with Matrix tyre profile/600 mm





CombiDisc  
mounted compact disc harrow



KE rotary harrow

**i** More detailed information can be found in the separate product brochure available from your sales partner

# The choice is yours

## Mounted or demounted – clever, simple and flexible

Thanks to the QuickLink quick release coupling system on the Cataya conventional combination, the seed drill can be easily and quickly linked to the various AMAZONE soil tillage machines without the need for tools.

In this way, the most appropriate and versatile sowing combination can be put together to cope with the most diverse of soils and applications.

KE rotary harrow,  
KX/KG rotary cultivator or  
CombiDisc compact disc harrow

- with roller
- ✓ PW tooth packer roller
- ✓ TRW trapezium roller
- ✓ KW wedge ring roller or
- ✓ KWM wedge ring roller with Matrix tyre profile



Cataya  
harrow-mounted seed drill







CombiDisc 3000 mounted compact disc harrow in solo operation



KG 3001 rotary cultivator in solo operation

## QuickLink quick coupling system

Thanks to the intelligent QuickLink quick coupling system, the drill combination can be very easily separated within a few minutes. So, the soil tillage implement can also be utilised perfectly for solo operation.



✔ Three easily-accessible coupling points of the QuickLink quick coupling system ensure the safe, tool less and quick coupling and uncoupling procedure.



CombiDisc 3000 mounted compact disc harrow with harrow-mounted Cataya 3000 Super seed drill



KE 3001 rotary harrow with Cataya 3000 Special harrow-mounted seed drill



# Achieves top marks – sows success – earns recognition!



Cataya 3000 Super with T-Pack U front tyre packer sowing after the plough

## Officially confirmed:

Quality of work, handling, operation, maintenance, operational safety – the Cataya masters all the evaluation criteria of the DLG test centre!



DLG test report 6794F

Test criterion	Test result	Assessment
Consistency of seed rate	very good	++
Consistency of lateral distribution	very good	++

Assessment range: ++/+/0/-/— (0 = standard)

DLG test report 6794

## Cataya quality of work

DLG test results in the laboratory and in the field with wheat, barley and rape.

## 13 Evaluation criteria for quality of work:

🏆 **11 times VERY GOOD, 2 times GOOD**

FOR FURTHER INFORMATION  
[www.amazone.net/cataya](http://www.amazone.net/cataya)



# The precision machine



Cataya 3000 Special in a 3 m working width, with RoTeC Control single disc coulters, Exact following harrow and 650 l hopper capacity

## Cataya Special

- ✔ In 3 m working width
- ✔ Seed hopper with 650 l hopper capacity (with hopper extension up to 850 l)
- ✔ Mechanical land wheel drive or optional single-sided, electric metering drive (left)
- ✔ RoTeC Control single disc coulters with Exact following harrow



Cataya 4000 Super in 4 m working width, TwinTeC double disc coulters with Exact following harrow and 1,730 l hopper capacity

## Cataya Super

- ✔ In 3 m and 4 m working widths
- ✔ Seed hopper from 830 l capacity or with hopper extension up to 1,730 l hopper capacity
- ✔ Electric metering drive (single-side, left or right/ as option: both sides)
- ✔ RoTeC Control single disc coulters or, from choice, TwinTeC double disc coulters with Exact following harrow or coulters harrow on the TwinTeC coulters. For the Cataya 3000 Super, an additional Roller harrow is available if desired.
- ✔ GreenDrill universal catch crop seeder box (option)

### Great performance

With its team work of design and performance, the Cataya, registered in the category "Farm machinery", has convinced and inspired the iF Jury, consisting of experts and designers from all over the world. The evaluation criteria of the Jury included, in addition to the quality of design, of course, the workmanship and choice of material, the degree of innovation and the environmental friendliness, the functionality and ergonomics and the visualisation of usage and safety.





# Precise, effective, efficient



Cataya 3000 Special

❗ “Pleasing is the setting centre at the left hand side. Here everything is clearly arranged and allows the easy and uncomplicated handling.”

(“dlz agrar magazine” Test report Cataya Super · 01/2017)

❗ “The foldable ladder (with sensor) and the wide loading board leave nothing to be desired.”

(“profi” Practice test with Cataya 3000 Super till and drill combination · 07/2018)





- ✔ Easily-accessible seed hopper

## The large seed hopper

Due to the large seed hopper, re-fill times are reduced. Via an extension, the large seed hopper can be increased up to 1,730 l and thus offering a huge output in their class.

Thanks to the all-round sealing, closing the hopper lid makes the seed hopper dust and splash water safe.

## Comfortable filling

An especially-wide loading board, accessible via folding side steps, simplifies the filling of the seed drill. The very spacious fill opening dimensions allows the quick and convenient filling process – not only from big bags and front end loader buckets but also from sacks. The hopper lid, with its integrated loading aid, serves to provide a comfortable and loss-free filling of the seed hopper.

- ❗ "The spacious 2.60 x 0.75 metre filling opening not only ensures the quick filling procedure via a front end loader, big bags but also, however, with small sacks."

("AGRAR TECHNIK" Conventional goes digital · 11/2018)



- ✔ Large capacity seed hopper for the Cataya Super

## Reliable operation

Sieves reliably protect the user from any unintentional contact with the agitator shaft as well as protecting the metering system against the ingress of any foreign objects. When the ladder is folded out, the safety sensor prevents the start of both the seed and agitator shaft. The sieves are also suitable as a rest for depositing the seed bags on.





# Precis

The new conventional metering system



✓ Precis metering system

! “The metering accuracy was really impressive. Hardly had we ever had a seed drill for testing on which the seed rate corresponded so exactly to the calibration rate. The deviations were – no matter whether rape, wheat or barley was being sown – almost always below 1 %, that is very good.”

(“profi” Paractice test with Cataya 3000 Super till and drill combination · 07/2018)

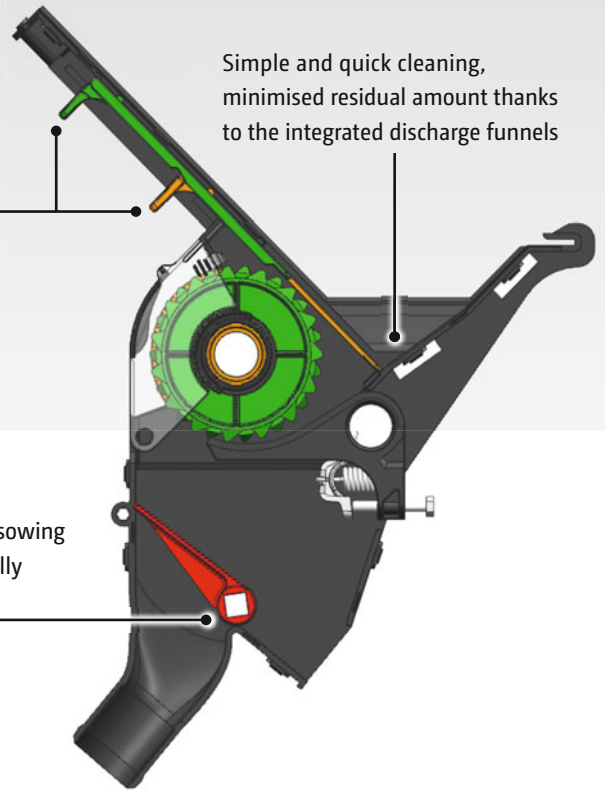




The simplest of conversion from fine to normal seeds via the shutter slide

Simple and quick cleaning, minimised residual amount thanks to the integrated discharge funnels

Integrated conversion from sowing to calibration via the centrally adjustable calibration flap




✔ Fill level sensor

The AMAZONE Precis metering system with integrated hopper inserts ensures minimum residual amounts and even sowing. The seed shaft is driven either mechanically by the land wheel drive or, as an option, electrically via ElectricDrive. Across a wide range of seeds, an outstanding consistency of distribution is ensured. The centralised calibration flap makes for an easy changeover from calibration to drilling

Thanks to the integrated discharge funnels hardly any residual amounts remain in the seed hopper so that even a change of seed can be carried out quickly and conveniently. The conversion from fine to normal seed is possible via the shutter slide. Even an exchange of the seed wheels is, due to the accessibility of the metering system, possible without any problem.

The adjustable fill level sensor monitors the fill level of the seed hopper. Sight glasses and internal hopper lighting moreover also allow the quick visual check of the fill level.



❗ “Green shutter closed, orange shutter open and the machine is converted to fine seeds. This is all done fairly quickly and one can see from afar whether the setting is correct or not.”

(“dlz agrar magazine” Test report Cataya Super · 01/2017)

❗ “As the metering system includes the funnels integrated into the tank, seed flow is improved. The technical residue volume is minimised because accurate sowing over the total width is possible for longer.”

(“dlz agrar magazine” Test report Cataya Super · 01/2017)

# SmartCenter

Centralised and comfortable actuation



✔ SmartCenter on the Cataya Super

- ① Bottom flap adjustment,
- ② Calibration flap adjustment,
- ③ Calibration button,
- ④ Calibration trays,
- ⑤ Coulter pressure adjustment (only for the Cataya Super),
- ⑥ Sowing depth (only for the Cataya Super with TwinTeC)

❗ “The SmartCenter has been inspiring. For calibration one opens the large access door on the side and finds there everything one needs. [...] fantastic.”  
 (“profi” Practice test with Cataya 3000 Super till and drill combination · 07/2018)



# The calibration concept

To further simplify use for the operator, AMAZONE offers, with the SmartCenter, a very simple and clear layout of the most important adjustments. Centralised on the left hand side, the metering system can be quickly adjusted and calibrated. Calibration is always carried out conveniently via the SmartCenter.



✓ Two-piece calibration trays



✓ Everything thought of – hook on the loading board

The calibration trays, directly positioned under the seed hopper, can both be removed from the left hand side via the SmartCenter. Thanks to the two-part calibration trays the decanting into the provided folding bucket is done quickly, simply and comfortably. After the calibration process the calibration trays are simply turned into the storage position with their opening facing downwards.

The digital weighing scales provided as standard enable the exact weighing of the calibrated seed. Thanks to the additional storage space in the SmartCenter of Cataya Super for the standardly-supplied equipment, such as the folding bucket and the digital scales, these are safely stored and immediately at hand. With the Cataya Special, the folding bucket and the digital scales are conveniently stored in the hopper lid.

❗ “The Cataya sets new standards in calibration and adjustment. Here, two aspects have to be especially positively emphasised. For all manual adjustments, the already mentioned 19 mm spanner fits everything – calibration and the adjustment of coulter pressure, sowing depth and harrow heights – is comfortably carried out at the left hand machine side – great.”

(“profi” Practice test with Cataya 3000 Super till and drill combination · 07/2018)



✓ Everything on-board – folding bucket and digital scales



# The right drive!

Mechanical land wheel drive or ElectricDrive electrical metering drive



- ✔ Cataya 3000 Special harrow-mounted seed drill with land wheel drive in work

## Mechanical land wheel drive – reliable drive technology

The mechanical land wheel drive is a reliable but simple and cost-effective solution for the Cataya Special. The mechanical land wheel runs on the right hand side of the seed drill in the driving direction. The driver can therefore easily see the land wheel and can reverse completely into a corner of the field to sow cleanly. The large drive wheel ensures an even, uninterrupted drive to the metering system.



### Advantages of the mechanical land wheel drive

- ✔ Mounting the wheel on the right hand rear corner ensures a good overview and facilitates easy reversing in field corners
- ✔ Optional control and monitoring via the AmaLog<sup>+</sup> in-cab terminal
- ✔ Optional seed deactivation through machine lift-out using the hydraulic top link
- ✔ Transport holder on the rear





✔ Calibration button for the ElectricDrive



✔ The optional TwinTerminal 3.0 for ElectricDrive

## ElectricDrive electric metering drive

The harrow-mounted seed drill can be equipped with ElectricDrive. When equipped with ElectricDrive, the harrow-mounted seed drill has an electrically-driven metering system, the drive is optionally available for the left side, right side or for both sides. The twin drive system allows for automatic switching of each side separately.

In conjunction with the electric drive, calibration is comfortable and fully automated. The electrical drive provides additional functions, such as, for example, the pre-metering of the seed in the corner of the field as well as the increase and reduction of the seed rate on the move. The Cataya features different signal sources for detection of the speed. In addition to the radar sensor or GPS signal, also the speed signal of the tractor can be utilised.

## Operating position and speed signals

The electric drive offers multiple options for a speed source as well as the working position signal. In this way, depending on the application, a flexible choice between the different sources is possible.

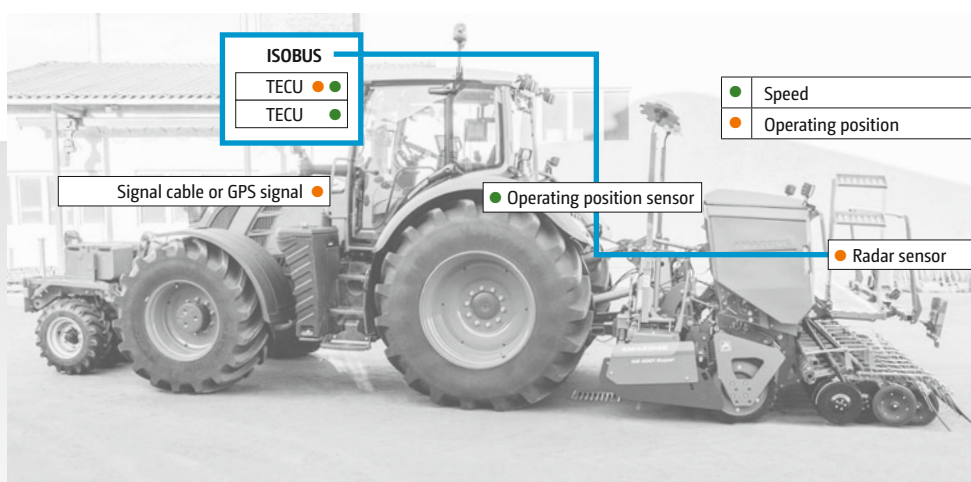
## Comfort-Pack 1 with TwinTerminal 3.0

To further simplify the pre-metering, calibration and residue emptying, AMAZONE offers for the Cataya, Comfort-Pack 1 with TwinTerminal 3.0. The TwinTerminal is fitted directly on the seed drill in the SmartCenter. This position offers a decisive benefit: the driver now can carry out the actuation of and data input for the calibration procedure directly on the drill and thus the repeated climbing up and down into the tractor is no longer necessary.

The TwinTerminal 3.0 consists of a water and dust-proof housing with a 3.2 inch display and four large keys for actuation.

❗ “All the settings are carried out via the terminal and the SmartCenter on the left hand side of the machine. Plus, for all mechanical settings, one operating tool is sufficient.”

(“dlz agrar magazine” Test report Cataya Super · 01/2017)





# Flexible and reliable!

For efficient and easy operation



- ✓ Half-side shut-off and tramline control ensures the ability to create asymmetrical tramlines rhythms


## Tramline control

The tramline control can be used to switch off up to 2 x 5 seed rows, so that a tramline can be easily established. The tramline control is made possible via a layshaft which drives the tramline seed wheels. If a tramline is being created, the layshaft is locked which then simultaneously stops the freely rotating tramline seed wheels on the seed shaft. The ability to cope with wider tramline gaps satisfies the use of husbandry tractors with tyre widths of up to 900 mm at 15 cm row spacing or 750 mm at a row spacing of 12.5 cm.

## Half-side shut-off

Via the half-side shut-off control, asymmetrical tramline rhythms can be created. With the Cataya, the half-side control is realised by having a seed and counter shaft divided in the middle so that, when the half-side control is activated, the seed and the countershaft are simply shut off on that side. If the Cataya Super is equipped with the optional twin-sided electric metering drive, the selection of which side is working can be made from the cab.

- ✓ Thanks to the two-piece spur gears, the track width and the tramline width can be quickly changed





# WS suffolk coulter

The robust and precise, plough-based coulter for the Cataya Special

The WS Suffolk coulter is particularly well-suited to seeding after the plough or if there is only a little straw, for example, after harvesting oil seed rape or turnips. The cast material in the coulter point has an exceptionally long service life. Worn coulter points can be replaced by releasing just a single screw in the case of large-scale operations with particularly aggressive soils.

The 3-row layout and the large coulter stagger prevent blockages in the coulter area. A funnel in the coulter guides the seed precisely behind the coulter tip. The back-up flap prevents the coulter outlet from being blocked when the machine is set down.



## Sabre coulter tip

The sabre coulter tip was developed for very shallow seed placement on light soils or for mulch sowing with an average amount of prevailing straw. It can be replaced with the WS tip with very little effort.



## Band sowing shoes

Band sowing shoes are easy to attach and allow the seed to be divided into strips as well as helping to reduce the placement depth.

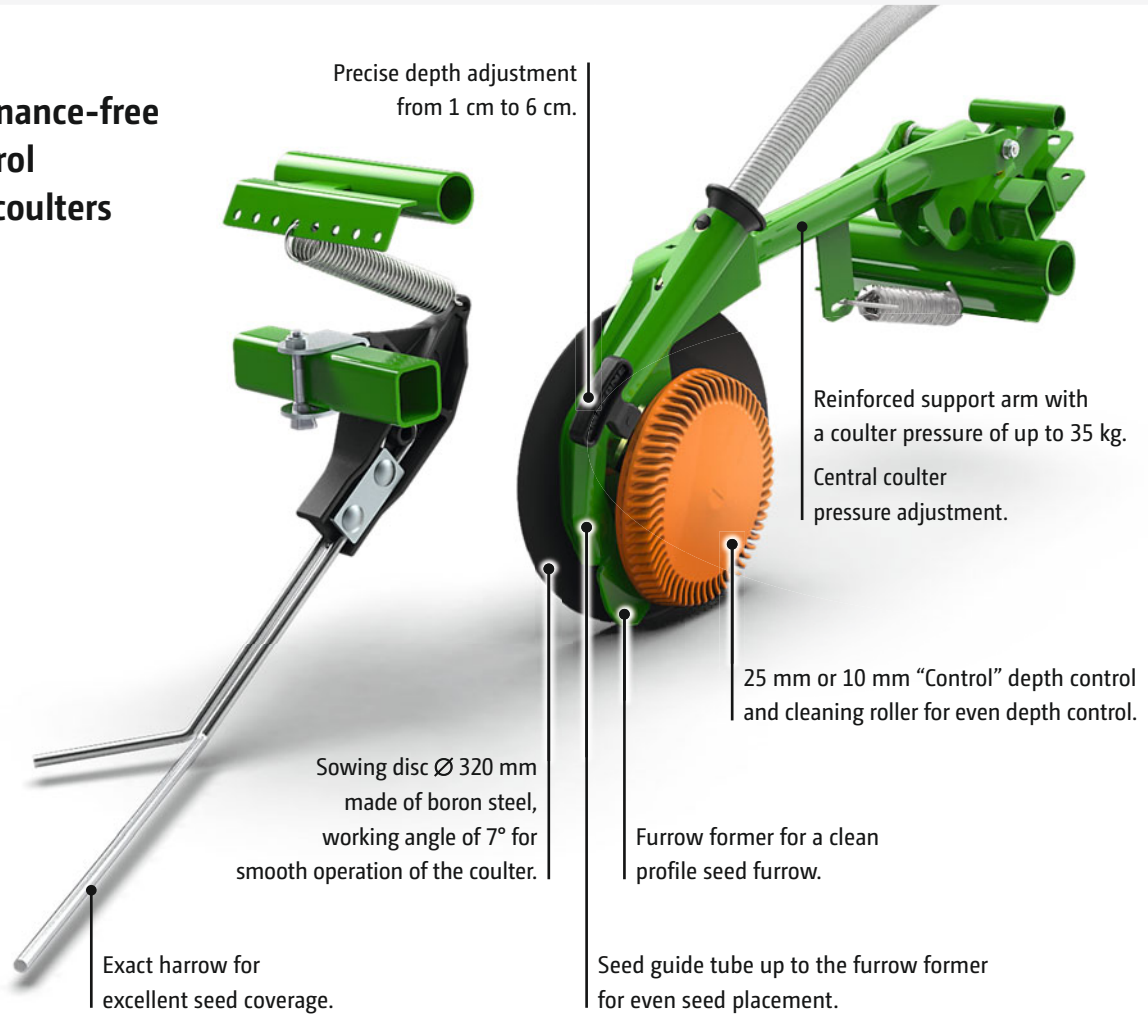


# RoTeC Control coulters

The universally-usable single disc coulters

**The RoTeC coulters system:  
tried and tested 1,500,000 times over!**

## The maintenance-free RoTeC Control single disc coulters



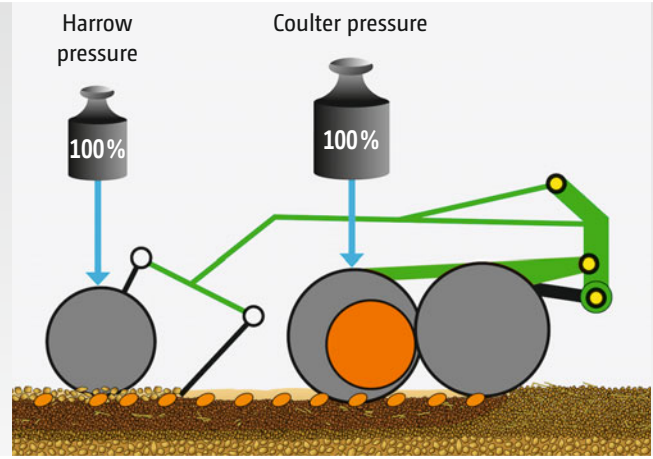
## Goes right up to the limit of practical operation and placement

RoTeC Control coulters are maintenance-free and work extremely well yet with little wear and tear. Even where large amounts of straw and trash prevail they won't block up. The combination of the sowing disc on the one side and the furrow former on the other create the perfect seed furrow and optimum seed control. The elastic polyurethane disc also helps to create the seed furrow, accurately controls the pre-set sowing depth and prevents soil from sticking to the sowing discs.

## Quality and reliability throughout:

- ✔ Coulters discs made from high grade Boron steel for an even more prolonged service life
- ✔ Wear-resistant and self-cleaning Control 10 depth guidance discs and Control 25 depth guidance rollers for the exact adjustment of the placement depth
- ✔ Decoupling coulters guidance and reconsolidation for a smoother coulters run and a universal response to the weather conditions





The very even and exactly controlled depth guidance of the RoTeC Control coulters is achieved via the Control 10 depth guidance disc, with a contact surface of 10 mm, or the Control 25 depth guidance option with a contact surface of 25 mm. As this depth guidance is fitted on the side of the coulters, this principle operates with more accuracy than coulters systems with a following, rigidly attached separate depth guidance roller. The depth guidance discs or rollers provide the basic setting of the sowing depth easily and comfortably via the coulters pressure. If necessary a notched quadrant allows for the readjustment of the sowing coulters in 3 steps.

RoTeC Control coulters operate at a coulters pressure of up to 35 kg. In this case the actual effective coulters pressure is comparatively higher with AMAZONE, because the pressure is not distributed between the coulters and the following press roller, but acts solely on the coulters. When sowing rape, or early sowing in dry conditions, working with less coulters pressure is possible without any problem.

Row spacings of 12.5 cm and 15 cm can be chosen.



✓ RoTeC Control coulters (Ø 320 mm) with Control 10 depth guidance discs

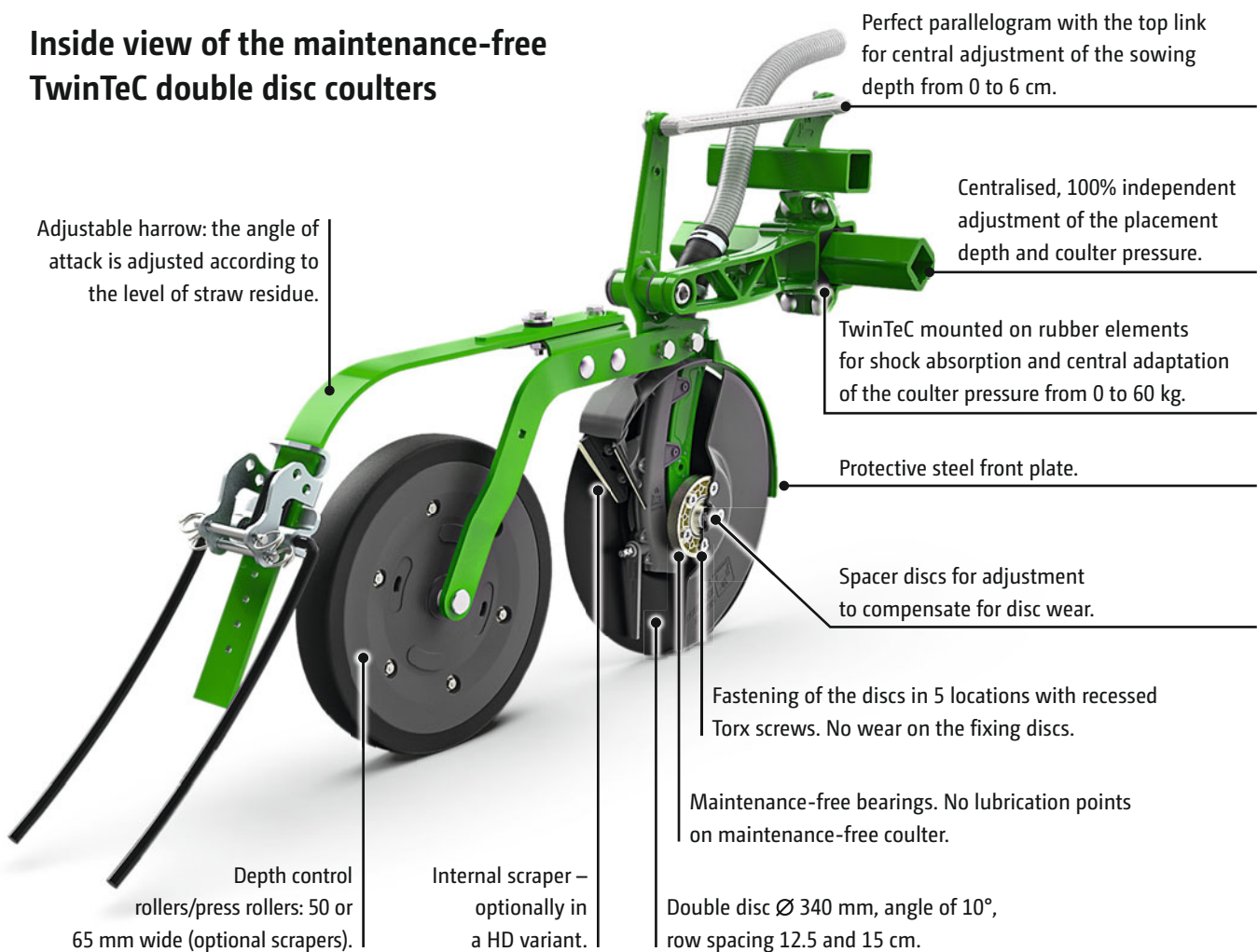
✓ RoTeC Control coulters (Ø 320 mm) with Control 25 depth guidance rollers  
The cleats, open at the rear, provide a very good self-cleaning effect.



# TwinTeC coulter

## The double disc coulter for Cataya Super

### Inside view of the maintenance-free TwinTeC double disc coulters



! “The TwinTeC coulters performed very well. They guarantee a uniform sowing depth, a good seed-soil contact and even soil coverage – and all are preconditions for the even field emergence!”

(“profi” Practice test with the Cataya 3000 Super till and drill combination · 7/2018)

! “The double disc coulter promises good establishment. Cleverly solved is the centralised depth setting whereby the coulter pressure is maintained.”

! “With the new universal tool, the sowing depth and the coulter pressure can be adjusted steplessly at the left hand side. Both, for the sowing depth and also for the coulter pressure, easily readable displays are provided.”

(“dlz agrar magazine” Test report Cataya Super · 01/2017)





Scrapers as option


## Depth guidance

Behind every TwinTeC coulters, a parallel-guided depth guidance roller provides the exact depth control so that the sowing depth of every individual TwinTeC coulters is maintained. Thanks to the large coulters clearance of 195 mm and the connection to the depth guidance roller via the top guided roller carrier, sufficient space remains so that blockage-free operation is maintained. Due to the sowing discs' low angle of attack of 10°, a superb passage of material is ensured even at high forward speeds and in copious amounts of crop residues. The optionally available scraper system for the depth guidance roller provides a reliable sowing depth – even under moist and sticky conditions.


## Coulters pressure adjustment

As all the coulters are suspended in a parallel guided frame, a central and stepless adjustment of the coulters pressure is possible. Hydraulic coulters pressure adjustment is available as an option, enabling the convenient matching of the coulters pressure from the tractor cab. With the hydraulic coulters lift, the coulters can be raised by up to 145 mm so that any pre-working of the headlands is possible without needing to run the coulters in the soil. Especially for operation in field corners the coulters lift is a useful option.

It is possible, for instance, in the area behind the tractor wheels, to increase the coulters pressure by another 6 kg using additional tensioning springs.



Control 50



Control 65

## Depth guidance roller

Two different depth guidance rollers are available from choice: either the Control 50 mm depth guidance roller which has the highest through passage and is ideal for heavy, good carrying-ability soils, whereas the Control 65 mm depth guidance roller offers a higher carrying-ability and so is better suited to light soil regions.

## Scrapers

Inner scrapers are fitted to the double disc coulters to ensure the smooth coulters travel.

As an option, hard-faced scrapers for very cohesive, loamy soils are available.



# The following harrow



## Exact following harrow for RoTeC Control and TwinTeC coulters

The Exact following harrow ensures the optimum coverage of the open seed furrows, perfect levelling and performs, even with large amounts of straw, blockage-free. With its individually pivoting harrow elements, the Exact harrow follows the undulations of the soil perfectly, ensuring an even seed coverage.

The harrow pressure is adjusted centrally via a lever. Alternatively, and as an option, hydraulic harrow pressure adjustment is available which, in conjunction with the hydraulic coulters pressure adjustment, works together automatically. As an option, hydraulic harrow lift can also be specified.

## Roller harrow for RoTeC Control coulters

The Roller harrow\* additionally consolidates the soil above the seed furrow resulting in the optimum germination conditions. This is recommended especially for light, dry soils when sowing spring crops or rape. An undulating surface

profile that reduces erosion is the result. The Roller harrow, adjustable separately from the coulters pressure, can follow the ground contours over a range of  $\pm 100$  mm.



\*(only for Cataya 3000 Super)





## Harrow tines on the TwinTeC coulter

As an option, every TwinTeC coulter can be equipped with a directly suspended harrow. Due to its profile, a shorter space and less lift capacity is required. Even in undulating ground, depth guidance is carried out without any problem thanks to the suspended harrow bracket.

In addition, every harrow can be adjusted as required. To compensate for wear and tear the harrow can be readjusted in 7 steps down to a length of 150 mm. Also the intensity of the harrow is settable via the repositioning of a pin in three steps (30°, 45° and 60°).

Due to the close proximity of the harrow, it is possible to sow right up to the field margins.





# Operation made easy!

For efficient and easy operation



✔ Also, out on the road, the 3 m transport width makes it quick on route





## Universal setting tool – the tool for every need

Cataya's new universal setting tool is the ideal solution to avoid all that annoying searching and the need to transport a multitude of tools.

Due to its ergonomic shape and the position of all the setting points, any adjustment can be changed instantly.



✔ Universal setting tool

It is possible to set the following:

- ✔ Adjusting the track marker
- ✔ Adjusting the sowing depth
- ✔ Adjusting the coulter pressure
- ✔ Opening the protection sieve
- ✔ Adjusting the pre-emergence markers
- ✔ Adjusting the Exact following harrow
- ✔ Height adjustment of the levelling board
- ✔ Adjusting the side plates

❗ "SmartCenter is inspired."

("profi" Practice test with Cataya 3000 Super till and drill combination · 07/2018)



# Simple and comfortable

AMAZONE AmaLog<sup>+</sup> and AmaDrill 2 in-cab terminals



Cataya 4000 Super with TwinTeC couler





## AmaLog<sup>+</sup> – simple and reliable

The AmaLog<sup>+</sup> is a simple but very reliable in-cab terminal to supplement the Cataya Special with mechanical land wheel drive. Operation is possible using a non-ISOBUS ready tractor.

## Functions of the Amalog<sup>+</sup>:

- ✔ Tramline control
- ✔ Tramline control
- ✔ Fill level monitoring
- ✔ Hectare meter
- ✔ Speed display

## AmaDrill 2 – our reliable assistant

AmaDrill 2 has been developed especially for AMAZONE seed drills and is a cost-effective and yet however, as well, a comfortable terminal. With the AmaDrill 2 operator terminal, the operation of the AMAZONE seed drill is possible even without any ISOBUS function for your tractor. On the high-contrast, 4.7" display, you see all necessary operational information at one glance. For all functions the relevant keys are arranged around the display making for a convenient handling. Especially practical: every function has its own key so that any unintentional switching over from one setting to the other is omitted.

The benefits:

- ✔ Operation without any ISOBUS function on the tractor
- ✔ Clear, intuitive and self-explanatory operation
- ✔ Each function has its own key
- ✔ Ergonomical, practical, good
- ✔ Clear display on an easily-readable, backlit display

## Functions of the AmaDrill 2:

- ✔ Electronic tramlining control
- ✔ Tramline marking
- ✔ Control of the pre-emergence markers
- ✔ Control and monitoring of the electric metering drive (application rate/half-side shut-off/calibration)
- ✔ Control of the LED work lights (optional)
- ✔ Fill level monitoring
- ✔ Hectare meter
- ✔ Speed display
- ✔ Storing of different machine settings and seed parameters



AmaDrill 2 operator terminal

# ISOBUS –

Machine operation in the digital age

MEMBER OF



## One language, many benefits!

AMAZONE offers state-of-the-art technology with virtually unlimited possibilities with every ISOBUS-compatible machine. It makes no difference whether you use an operator terminal by AMAZONE or an existing ISOBUS terminal in your tractor. ISOBUS indicates a global standard for communication between the operator terminal, tractors and connected implements, on the one hand, and agricultural office software on the other.

## Operation with a wide variety of ISOBUS terminals

This means that you can control all your ISOBUS-compatible equipment using a single terminal. You only have to connect the machinery to the respective ISOBUS terminal and the usual operator interface appears on the monitor in your tractor cab.

### Benefits of ISOBUS:

- ✔ International standardisation provides uniform interfaces and data formats, meaning that compatibility with other vendors is ensured
- ✔ Plug and Play between the machinery, tractor and other ISOBUS equipment





# AMAZONE – more than just ISOBUS

Improved control, more yield! Precision Farming 4.0

## Our competence in electronics

To increase the operational convenience, AMAZONE implements and operator terminals feature a function scope far beyond ISOBUS standards.

### The benefits of more than just ISOBUS:

- ✔ Highest compatibility and safety function of your ISOBUS equipment
- ✔ No additional modules on the machine. All ISOBUS machinery by AMAZONE is already equipped as standard with the necessary ISOBUS functions.
- ✔ MiniView display with all AMAZONE terminals and additional ISOBUS terminals. See, for instance, the machine data in the GPS view.
- ✔ The possibility of using the tractor terminal or in a twin terminal solution to separate the functionalities of tractor and connected implement.
- ✔ Unique operation concept. Freely-configurable displays and individual user interfaces in the operator terminal
- ✔ Up to 3 user profiles are possible. Establish for each driver or operation an individual user profile!
- ✔ Freely-configurable machine operation as, for instance, the folding procedure of the booms of your AMAZONE crop protection sprayer
- ✔ Intelligent tractor-ECU function evaluation. Automatic motion sequence detection such as the automatic locking of a steering axle when reversing.
- ✔ Integrated TaskController data logger. As a matter of principle, every ISOBUS telemetry solution is possible (for example, TONI telemetry by CLAAS).
- ✔ Freely-configurable part width sections



# Make full use of the possibilities

## Job management and documentation

All ISOBUS terminals by AMAZONE can record and save both machine data and location-based data via the Task Controller, as standard. The collected data can then be used in your Farm Management Information System.

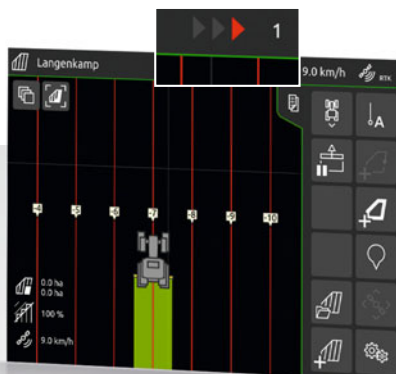
- ✔ Create or load jobs with ease
- ✔ Processing jobs
- ✔ Document and export the work done
- ✔ Processing of application maps in an ISO-XML format

## GPS-Track

The GPS-Track parallel steering aid proves to be an enormous aid for orientation in the field, especially also on grassland or fields without tramlines. It features various track modes such as A-B line and contour line driving. The deviation from the ideal line is graphically displayed via an integrated light bar. Thanks to the clear steering recommendations with exact tramline distances you always remain in the track.

- ✔ With a virtual light bar in the status line
- ✔ Equipped as standard for AmaPad 2
- ✔ Optional for AmaTron 4

GPS-Track – your parallel driving aid in the field



## GPS-Maps

GPS-Maps enables uncomplicated part-area site specific management because this software module provides easy use of application maps in a Shape file format. Here, either the required rate of the actual material to be spread or also the required active ingredient rate can be directly processed.

- ✔ Intuitive system to process application maps
- ✔ Automatic part-area, site specific regulation of the application rate
- ✔ Optimum crop management via need-oriented application
- ✔ Equipped as standard for AmaTron 4 and AmaPad 2



GPS-Maps – part-area, site specific application





# agrirouter –

## The independent data hub for agriculture



### Simple and secure data exchange

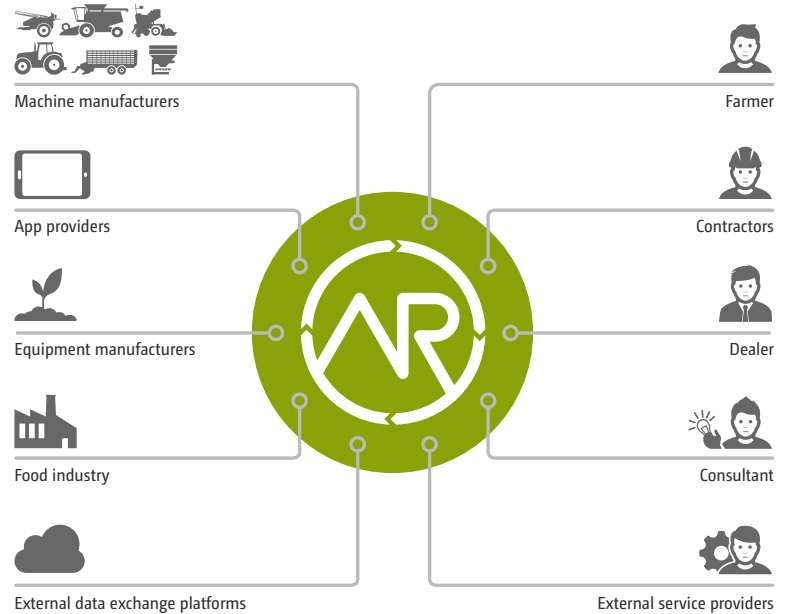
AMAZONE opens the way to universal data exchange by means of the manufacturer-independent agrirouter. The agrirouter enables data to be exchanged between AMAZONE machinery, agricultural software, manufacturers and companies both securely and without any complications.

### Full control – Decide for yourself!

The agrirouter simplifies data exchange by allowing job data and application maps to be exchanged wirelessly with AMAZONE machines. This simplifies operational procedures, reduces administration time and improves efficiency. In this respect, you are the only one who has data sovereignty and can decide who receives which data and to what extent.

#### Benefits of the agrirouter:

- ✔ Uncomplicated and easy handling
- ✔ Convenient and high-speed transmission
- ✔ Full control of your data
- ✔ Data is transported, not stored
- ✔ Manufacturer-independent use



Source DKE-Data GmbH & Co. KG



AMAZONE implements the connection to the ISOBUS machinery via the AmaTron 4

# Automatic GPS-Switch part-area shut-off with Section Control

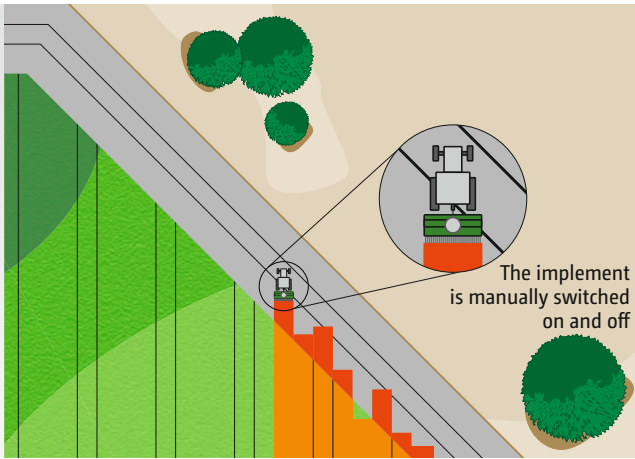


## Accurate placement of the seed

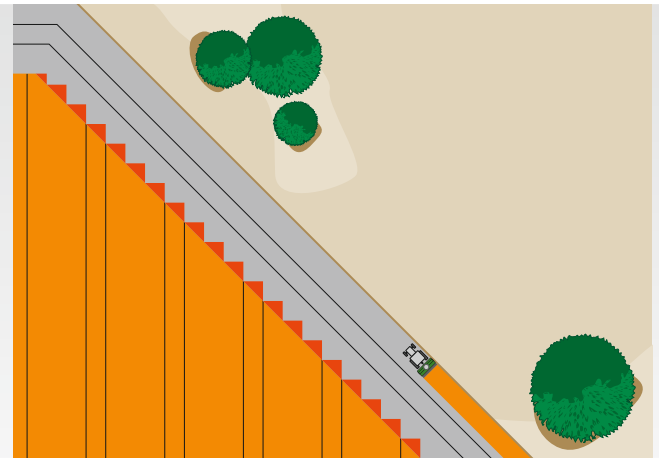
To avoid the over and under sowing at critical areas that often occurs in practice, precise sowing is very important. The remedy for the accurate placement is offered by the half-side control which reduces the relevant working width to half so

that, especially in short-work and on the headland, a significant saving is achieved. The two halves of the drill each correspond to one controllable part-width section.





Over or under-sowing with manual on/off control without GPS-Switch



Position dependent, automatic control, both on and off, of the electric metering unit via GPS-Switch

## Automatic part-width section control

If the terminal to be operated features Section Control, such as, for example, GPS-Switch part-width section control from AMAZONE, the switching of the part-width sections can be carried out completely automatically and in relation to the GPS position. Once a field has been established by the driver, then, in the automatic mode, they can fully concentrate on handling the vehicle whilst the switching of the part-width sections in wedges and on the headland is carried out automatically.

### Benefits of the automatic part-width section control:

- ✔ Stress relief on the driver
- ✔ Increase in precision especially at night or at higher speeds
- ✔ Less overlaps and gaps
- ✔ Saving of resources
- ✔ Less crop damage and environmental impact

❗ “With Section Control, the ISOBUS terminal takes over much of the work from the driver.”

(“dlz agrar magazine” – test report ZA-TS fertiliser spreader · 02/2017)

## GPS-Switch

With GPS-Switch, AMAZONE offers a GPS-based, fully automatic, part-width section control for all AMAZONE operator terminals and ISOBUS compatible fertiliser spreaders, crop protection sprayers or seed drills.

### GPS-Switch basic

- ✔ Automatic part-width section control of up to 16 part-width sections
- ✔ Optional for AmaTron 4

### GPS-Switch pro

- ✔ Automatic part-width section control for up to 128 part width sections
- ✔ Creation of a virtual headland
- ✔ Creation of Point of Interests (POI)
- ✔ Automatic boom lowering on an AMAZONE crop protection sprayer
- ✔ Equipped as standard for AmaPad 2
- ✔ Optional for AmaTron 4

# ISOBUS terminals from AMAZONE

Intuitive, comfortable, better – workday made easy

## From simple to high-tech – everything is possible

With the ISOBUS-compatible AmaTron 4 and the AmaPad 2, AMAZONE offers two extremely convenient operator terminals for your ISOBUS machinery. In addition to the pure machine operation, even more application possibilities are available, such as, for example, the automatic GPS-Switch (Section Control) part-width section control.

- ✓ All applications come pre-installed and can be initially tested free of charge.
- ✓ Intuitive and clear actuation

## Everything in view with the 2 terminal solution

In addition to the possibility of operating the AMAZONE ISOBUS machinery via the tractor terminal, there is the practical alternative of separating the functions of the tractor and the connected implement and operating them via two terminals. The tractor terminal can continue to control the tractor or also display the GPS applications whereas the additional operator terminal in its UT display mode is fully utilised to monitor and control the machine.



Terminal	AmaTron 4	AmaPad 2
Display	8" multi-touch colour display	12.1" multi-touch colour display
Operation	Touch and 12 soft keys	Touch
Interfaces	1 x Ethernet 2 x RS232 (GPS & ASD) 2x USB interfaces	1 x Ethernet 2 x RS232 (GPS & ASD) 2x USB interfaces with WLAN stick
Job management and processing of application maps (ISO-XML and Shape)	GPS-Maps&Doc with integrated Task Controller	Task Controller
Parallel steering aid	GPS-Track * with virtual light bar	GPS-Track pro with virtual light bar
Automatic track guidance	–	GPS-Track Auto for the Pantera self-propelled crop protection sprayer
Automatic part-width section shut-off (Section Control) <small>Note: Bear in mind the max. no. of part-width sections of the implement!</small>	GPS-Switch basic * with up to 16 part-width sections or GPS-Switch pro * with up to 128 part-width sections	GPS-Switch pro with up to 128 part-width sections
Camera connection	1x camera connection * with AmaCam automatic reversing detection	2x camera connections *

\* = optional





## All from a single source!

Thanks to the AUX-N feature, you can operate multiple functions of the machine via AmaPilot+ or any other ISOBUS multi-function joystick.



### The benefits of AmaPilot+:

- ✔ Perfect ergonomics
- ✔ Almost every function directly controlled via 3 levels
- ✔ Adjustable palm rest
- ✔ Freely-programmable, individual key layout
- ❗ "The joystick rest comfortably in the hand."  
(“dlz agrar magazine” – Test report Pantera 4502 · 02/2016)



❗ "The ISOBUS control is an in-house development from AMAZONE and has been designed clearly and is easily understandable. If desired, some keys can be freely allocated. Also the multi-function display can be freely selected."

(“agrarheute” magazine – test report Centaya seed drill · 06/2018)

# AmaTron 4

## Manager 4 all



### Simple and convenient operation as intuitive as your tablet

Why not handle a terminal as intuitively like a tablet or a smartphone? With this in mind AMAZONE has developed the highly intuitive and operator-friendly AmaTron 4 which offers a noticeably smoother operational process, especially when it comes to job management. AmaTron 4, with its 8" multi-touch colour display, meets the highest demands and offers you maximum user-friendliness. Via a finger swipe or via the App carousel, one quickly gets from application to application and to the clearly and simply structured operator terminal. The practical MiniView, a freely configurable status bar and an integrated light bar make the AmaTron 4 exceptionally easy and convenient to use.

#### Benefits of AmaTron 4:

- ✔ Automatic full screen mode when not being touched
- ✔ Practical MiniView concept
- ✔ Operation via touch display or via soft keys
- ✔ Especially intuitive and user-friendly
- ✔ Field-related documentation
- ✔ Practice-oriented and intelligent menu navigation
- ✔ Day-night mode

Equipped as standard with:

**GPS-Maps&Doc**



- ✔ The AmaCam automatic reversing detection system provides direct access to the reversing camera and prevents dangerous situations

- ✔ Machine operation (UT, Universal Terminal) in day and night mode



# AmaPad 2

An especially comfortable method of controlling agricultural machinery



## The new dimension of control and monitoring

With AmaPad 2, AMAZONE offers an especially high performance operator terminal. The 12.1" multi-touch colour display is particularly comfortable and fulfils the highest demands on Precision Farming. The operation of AmaPad is carried out solely via touch.

With the practical "MiniView concept", applications which aren't being actively operated at that moment but need to be monitored are clearly displayed at the side. If needs be, these can be enlarged by "fingertip" widening. The possibility of individualising a "dashboard panel" with the displays of choice rounds up the user ergonomics.

In addition to GPS-Switch pro, part-width section control with GPS-Track pro also a professional parallel steering aid with integrated light bar is installed as standard.

### Benefits of AmaPad 2:

- ✔ Large 12.1" multi-touch colour display
- ✔ Expanded MiniView concept
- ✔ Upgrade to automatic steering is possible thanks to the automatic GPS-Track Auto track guidance
- ✔ Day-night mode

Equipped as standard with:

***GPS-Maps pro***  
***GPS-Track pro***  
***GPS-Switch pro***



# Night, ... and let there be day



## LED work lights – night becomes day

Optional work lights on the seed hopper provide excellent visibility for the operator at night. By pivoting the LED lights, the working range to the side and behind the sowing combination can be optimally lit. In addition, as option, LED work lights for the sowing coulters are available which illuminates the coulters area. All work lights can be switched on conveniently via the terminal.

## Lights for road travel

With the road lighting equipment the Cataya fulfils all demands of road traffic and transport safety

As an option, the Cataya Super can also be equipped with LED lighting for road travel which also includes internal hopper lighting.

- ❗ “With the two LED work lights on the seed hopper the coulters and harrows are well illuminated.”

(“profi” Practice test with Cataya 3000 Super till and drill combination - 07/2018)



- ✔ A better view in the dark via the optional LED work lights





✓ Hand wash tank

## Hand wash tank – for Cataya Super

A hand wash tank is integrated in the machine on the right hand side so that the operator can wash off any seed dressing, etc. after filling or adjusted the machine.



## Parking supports

To enable the utilisation of the soil tillage implement as a solo machine, AMAZONE offers the optional parking stands for the simple and quick uncoupling of the harrow-mounted seed drill. In this way the machine is very quickly dismantled and mounted.

❗ “In the area behind the side cover a hand wash water tank has been integrated. AMAZONE has even thought of a soap dispenser!”

(“profi” Practice test with Cataya 3000 Super till and drill combination - 07/2018)



# GreenDrill 200-E

for the Cataya Super



✓ Cataya 3000 Super with GreenDrill universal catch crop seeder box



# Catch crop sowing and under-sowing crops

## Catch crop sowing with GreenDrill 200E

The GreenDrill universal catch crop seeder box is the ideal solution for sowing catch crops or undersown crops in a single pass. The GreenDrill seed hopper which is easily accessed via the loading step, has a capacity of 200 l. The distribution all across the surface is carried out via baffle plates. The delivery point can be adjusted to be in front of or behind the harrow.

## Comfortable operation

For the control of the machine, the in-cab terminal 5.2 is available which gives the operator control of the seed shaft and the blower fan speed. In addition, an options' menu is available to assist the calibration as well as also indicating the forward speed, the worked area and the working hours. The seed shaft speed automatically matches to the varying forward speeds as soon as the on-board computer is connected via the 7-pin tractor signal socket.



## The benefits

- ✔ Sowing catch crops and fine seeds simultaneously with stubble cultivation or soil tillage
- ✔ Various metering cassettes available
- ✔ Wide distribution via baffle plates
- ✔ Easily filling via access steps
- ✔ Modern operator station in two equipment levels



✔ GreenDrill seed hopper



✔ Baffle plates



# Technical data



✓ Cataya 3000 Super harrow-mounted seed drill with RoTeC Control coulters



## Cataya harrow-mounted seed drill

Model	Cataya 3000 Special	Cataya 3000 Super	Cataya 4000 Super	
Coulter system	WS suffolk coulters/ RoTeC-Control	RoTeC Control/TwinTeC	RoTeC Control/TwinTeC	
Working width (m)	3.00		4.00	
Transport width (m)	3.00		4.00	
Operational speed (km/h) (depending on the soil tillage implement)	WS suffolk coulters 6–8/RoTeC Control coulter 6–10/TwinTeC coulter 8–15			
Power requirement from (kW/HP)	74/100	96/130	140/190	
Capacity	Seed hopper (l)	650	830	
	with hopper extension (l)	850	1,270	
Filling height	Seed hopper (m)	1.66	1.75	
	with extension hopper (m)	1.79	1.96	
Filling width (m)	2.55	2.60	3.52	
Filling depth (m)	0.54	0.75	0.75	
Number of rows	24/20; 24	24/20	32/26	
Row spacing (cm)	12.5/15.0	12.5/15.0	12.5/15.4	
Basic weight from (kg) Cataya with coulters, loading board <b>(without soil tillage implement)</b>	680	920	1,270	
Weight from (kg)	with mounted CombiDisc disc harrow/KW 580	2,658	2,658	–
	with KE 3001 Super rotary harrow/KW 580	2,658	2,658	2,864
	with KX 3001 rotary cultivator/KW 580	2,886	2,886	3,092
	with KG 3001 Special rotary cultivator/KW 580	2,873	2,873	3,079
	with KG 3001 Super rotary cultivator/KW 580	2,895	2,895	3,101



Cataya 3000 Special  
with RoTeC Control coulter



Cataya 3000 Super  
with RoTeC Control coulter



Cataya 3000 Super  
with TwinTeC coulter



Cataya 4000 Super  
with TwinTeC coulter

Illustrations, content and technical data are not binding! Technical data may deviate according to the level of equipment. Machine illustrations can vary due to country-specific traffic legislation.



Illustrations, content and technical data are not binding! Technical data may deviate according to the level of equipment.  
Machine illustrations can vary due to country-specific traffic legislation.



**AMAZONEN-WERKE H. Dreyer GmbH & Co. KG**  
P. O. Box 51 · 49202 Hasbergen-Gaste/Germany  
Phone +49 (0)5405 501-0 · Fax +49 (0)5405 501-193